

Scroll Saw Workshop

The How-To Magazine for Scrollers

Keepsake Trinket Boxes Bonus Patterns

Internet: www.scrollsawer.com

Scroll Saw Workshop Magazine
1970 Broad Street
East Petersburg, PA 17520
Phone: 888-840-8590 • Fax: 717-560-4702

“In the heart of Pennsylvania Dutch country”


Our Mission:

*To promote scrolling as an art form and enjoyable
pastime—for all ages and all skill levels.*

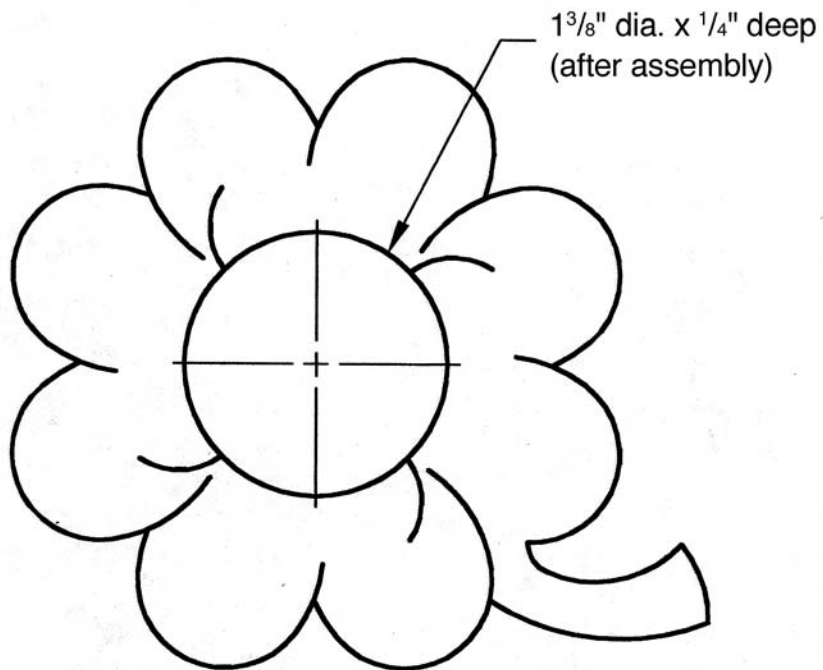


Flower-shaped Trinket Box—Cutting Tips

For the flower-shaped box, the petals are defined with saw cuts cut part way around each pedal. To make the petals stand out, the saw kerf (the width of the saw cut) needs to be made much wider. To widen these cuts, I went back over them with a 36 tooth per inch Spiral Blade. This blade cuts a saw kerf about 1/16" wide.




FLOWER TOP
 $1/4" \times 3^{3/8}" \times 3^{7/8}"$ Walnut




FLOWER TOP TRIM
 $1/8" \times 3^{1/4}" \times 3^{3/4}"$ Oak

1/4" dia. x 1/2" deep



FLOWER CENTER
3/4" x 3³/₈" x 3⁷/₈" Oak



FLOWER BOTTOM
1/8" x 3³/₈" x 3⁷/₈" Oak